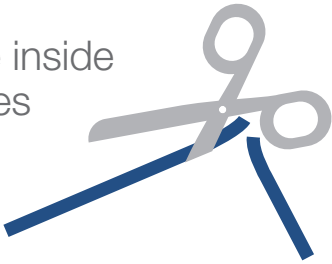


# Print and cut your very own Logo Cube!

## Instructions:

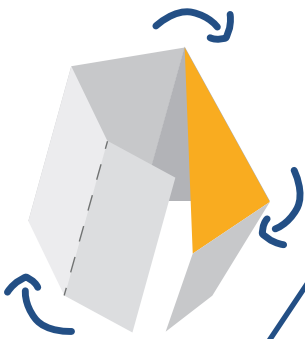
### 1. Cut

cut on the inside  
of blue lines



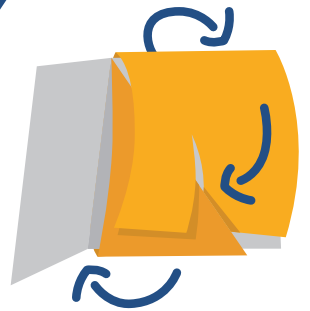
### 2. Fold

Starting from the right,  
fold away from you at  
the dotted lines  
including triangle



### 3. Latch

Loop around and use  
slit to latch into place



### 4. Slide

Slide loose end into pouch



### 5. Enjoy

